

Friends and Family Test Results

April 2024

1. Our Service

Overall how was your experience of our service?

Very good	241
Good	45
Neither good nor poor	5
Poor	6
Very poor	3
Don't know	2
Total	302



2. Your Comments

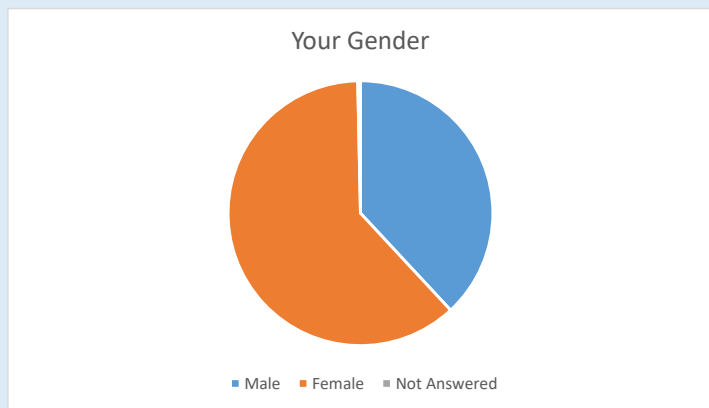
Please can you tell us why you gave your answer?

Please tell us about anything that we could have done better



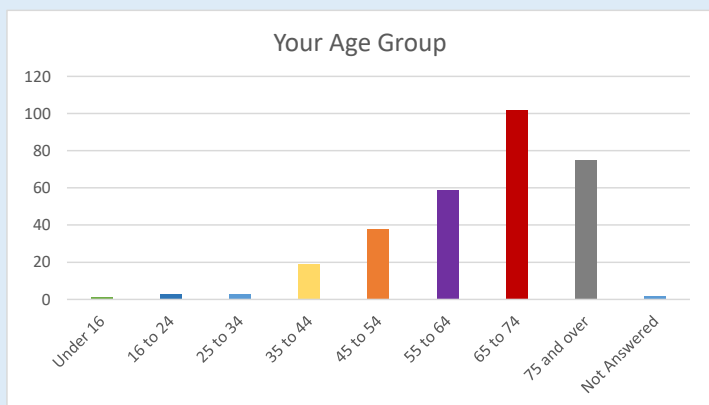
3. Your Gender

Male	115
Female	186
Not Answered	1
Total	302



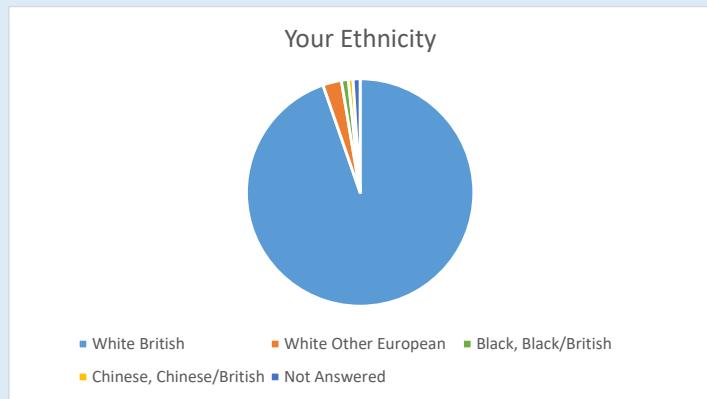
4. Your Age Group

Under 16	1
16 to 24	3
25 to 34	3
35 to 44	19
45 to 54	38
55 to 64	59
65 to 74	102
75 and over	75
Not Answered	2
Total	302



5. Your Ethnicity

White British	286
White Other European	8
Black, Black/British	3
Chinese, Chinese/British	2
Not Answered	3
Total	302



6. Your Employment Status

Full Time Employment	66
Part Time Employment	36
Not Employed	21
Retired	176
Not Answered	3
Total	302

